

Contact insert - HC-KA-B 6-ST/PEL - 1772845

Please be informed that the data shown in this PDF Document is generated from our Online Catalog. Please find the complete data in the user's documentation. Our General Terms of Use for Downloads are valid (<http://phoenixcontact.com/download>)




HEAVYCON terminal adapter male insert, B6 series, 6. pos., protective conductor connection on the left for the right side of the control cabinet, screw connection; contact inserts with screw, crimp, and QUICKON connections usable as mating connectors.

The illustration shows version HC-KA-B 16-ST/PEL



Key commercial data

Packing unit	1 pc
GTIN	 4 017918 037451
Weight per Piece (excluding packing)	79.9 GRM
Custom tariff number	85369010
Country of origin	Germany

Technical data

Dimensions

Terminal adapter width	26.3 mm
Height	34 mm

Ambient conditions

Ambient temperature (operation)	-40 °C ... 125 °C
---------------------------------	-------------------

Electrical characteristics

Note	For HEAVYCON ADVANCE panel mounting flange and HEAVYCON panel mounting base of type B6. Contact inserts with screw, crimp, and QUICKON connections can be used as mating connectors.
Number of positions	6
Connection in acc. with standard	IEC / EN
Rated voltage (III/3)	400 V
Rated surge voltage	6 kV

Contact insert - HC-KA-B 6-ST/PEL - 1772845

Technical data

Electrical characteristics

Rated current	16 A
---------------	------

Mechanical characteristics

Type	B6
Connection method	Screw connection
Tightening torque	0.5 Nm ... 0.8 Nm
Stripping length of the individual wire	14 mm
Conductor cross section	0.2 mm ² ... 2.5 mm ²
Connection cross section AWG	22 ... 12

General

Contact material	Copper alloy
Contact surface material	Ag
Contact carrier material	PA / PC
Pollution degree	3
Surge voltage category	III
Inflammability class according to UL 94	V0
Connection in acc. with standard	IEC / EN
Assembly instructions	Connectors may be operated only when there is no load/voltage.

Classifications

eCl@ss

eCl@ss 4.0	27140816
eCl@ss 4.1	27140816
eCl@ss 5.0	27143424
eCl@ss 5.1	27143424
eCl@ss 6.0	27143424
eCl@ss 7.0	27440209
eCl@ss 8.0	27440209

ETIM

ETIM 2.0	EC000438
ETIM 3.0	EC000438
ETIM 4.0	EC000438
ETIM 5.0	EC000438

UNSPSC

UNSPSC 6.01	30211923
-------------	----------

Contact insert - HC-KA-B 6-ST/PEL - 1772845

Classifications

UNSPSC

UNSPSC 7.0901	39121522
UNSPSC 11	39121522
UNSPSC 12.01	39121522
UNSPSC 13.2	39121522

Approvals

Approvals


Approvals


CSA / UL Recognized / GOST

Ex Approvals

Approvals submitted


Approval details

CSA 	
mm ² /AWG/kcmil	22-12
Nominal current I _N	9 A
Nominal voltage U _N	300 V

UL Recognized 	
mm ² /AWG/kcmil	22-12
Nominal current I _N	10 A
Nominal voltage U _N	600 V

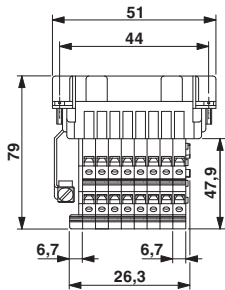
Contact insert - HC-KA-B 6-ST/PEL - 1772845

Approvals

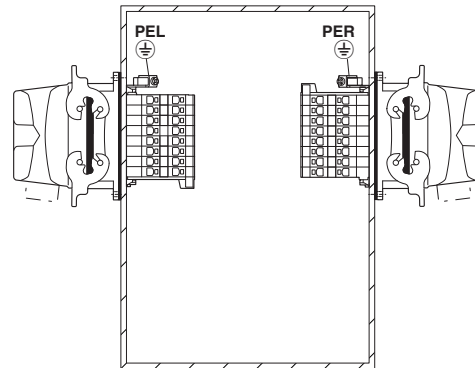


Drawings

Dimensioned drawing

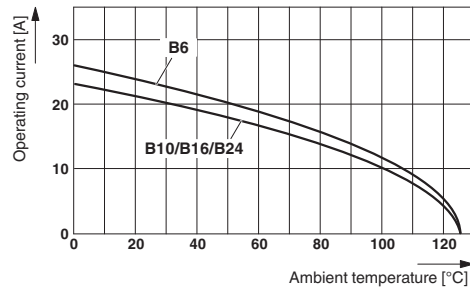


Application drawing



Mounting position PE connection left/right (PEL/PER)

Diagram



Contact insert - HC-KA-B 6-ST/PEL - 1772845

Schematic diagram

